



everything you always wanted to know

about
JPEG 2000



2012

Curiosity Rover landing on Mars
images captured in **JPEG2000**.



- 2011 • Twentieth Century Fox Studios select **JPEG 2000** as a master format
- 2010 • **intoPIX** Ultra Low Latency **JPEG 2000** codec
 - **JPEG 2000** Broadcast Profile (Part1 Amd3)
- 2009 • **intoPIX** Pure Math. Lossless **JPEG 2000** Codecs
 - **JPEG 2000** Broadcast Alliance created
- 2007 • **intoPIX** Multistream **JPEG 2000** HD codecs for Broadcast
- 2007 • **RED** Camera Launched ("REDCODE"=JPEG 2000)
- 2006 • **JPEG 2000** starting to be used for contribution
- 2005 • Library of Congress starts using JPEG2000 for archiving
 - **intoPIX** 2K & 4K **JPEG 2000** codecs for Cinema
- 2004 • **JPEG 2000** Cinema Profile (Part1 Amd1)

2000 **JPEG 2000**

1998 **MPEG 4**

1994 **MPEG 2**

1992 **JPEG**

As stated by the Joint Photographic Expert Group (JPEG):

“**JPEG 2000** is a new image coding system that uses state-of-the-art compression techniques based on wavelet technology. Its architecture should lend itself to a wide range of uses from portable digital cameras through to advanced pre-press, medical imaging and other key sectors.”

In 2004, **JPEG 2000** was selected as the mandatory image compression format for Digital Cinema.

Today, the codec is successfully and permanently used in high quality image and video processing chains, i.e Digital Cinema, Medical, Archives, Industrial Imaging, Broadcast ,Video Production, Defense, Security,...



index

About JPEG 2000

Benefits

A

Profiles by Application

B

How JPEG 2000 Works

C

JPEG 2000 Implementation

D

References - Glossary - Useful Links

E

JPEG 2000 Benefits

License-Free	3
Improved Compression Efficiency	4
Mathematically Lossless Compression	5
Graceful Degradation	6
Scalability	7
Dynamic Bandwidth Allocation	9
Scalability and Adaptive Reception	9
Robust Transmission	10
Easy Post-Production	11
Region of Interest (ROI)	12
Low Latency	13
Constant Quality through Multiple Generations	14
Encoding - Decoding Processing Power	15
Open Standard	15
Codec's Comparison Chart	16



License-Free

The JPEG committee has stated:

"It has always been a strong goal of the JPEG committee that its standards should be implementable in their baseline form **without payment of royalty** and license fees.

[...]

Agreements have been reached with over 20 large organizations holding many patents in this area to **allow use of their intellectual property** in connection with the standard without payment of license fees or royalties".



Improved Compression Efficiency



**ORIGINAL IMAGE COMPRESSED WITH JPEG
WITH A 100 TO 1 COMPRESSION RATIO**



**IMAGE COMPRESSED WITH JPEG 2000
WITH A 100 TO 1 COMPRESSION RATIO**

Mathematically Lossless Compression

To maximize image quality JPEG 2000 incorporates a mathematically Lossless mode.

Mathematically Lossless compression enables a reduction in the storage requirement of, on average 2:1 or 3:1 or between while still being able to recover the exact original image information.

This feature is extremely important in fields such as digital archiving, cinema acquisition and medical imaging. It is also a unique advantage in comparison to other popular formats like JPEG or MPEG (MPEG2, MPEG4, AVC-1).



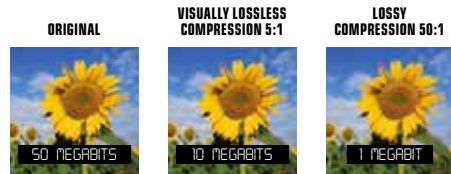
Lossy and Visually Lossless Compression

At visually Lossless compression ratios, **even a trained eye is unable to differentiate between the original and compressed versions of an image.**

Visually Lossless typically achieves compression ratios of 10:1 to 20:1.

Lossy compression allows higher compression ratios i.e. 50:1 up to 100:1. In this case the compression becomes visible but remains perfectly adequate for e.g. web browsing.

Note: Visually Lossless and Lossy compressions both lead to a permanent loss of data.



Graceful Degradation

In JPEG 2000 the effect of image compression is a soft blur on high-frequency areas.

Contrary to JPEG and MPEG compression formats there are no visible blocking artefacts in JPEG 2000, hence its more homogeneous or graceful image degradation at high compression ratios.



**IMAGE COMPRESSED WITH JPEG 2000
WITH A 2:1 COMPRESSION RATIO**



**IMAGE COMPRESSED WITH JPEG 2000
WITH A COMPRESSION RATIO OF 400:1**

Scalability

A coding format is said to be scalable when the user is able to extract **multiple versions out of a single compressed file**. JPEG 2000 offers resolution, color component, quality and position progression scalability.



**COMPRESSION
STORAGE**


This scalability provides many benefits, such as:

- Easy proxy generation
- Region of Interest
- Bandwidth optimization and adaptive transmission


Quality Progression



Resolution Progression



Position Progression



Component Progression



EXAMPLE OF A PROGRESSION IN QUALITY



Dynamic Bandwidth Allocation

Using JPEG 2000 scalability over highly variable channels, e.g. over-IP or Wireless, provides a **powerful dynamic quality allocation.**

- Giving priority to fundamental data packets allows an automatic adaptation to the transmitted bit rate and ensures a consistent 'best achievable quality' for the available bandwidth.
- Increasing redundancy of fundamental data packets also guarantees a minimum image quality when the signal is weak.



Scalability and Adaptive Reception

JPEG 2000 easily **scales the transmitted data amount to fit the channel bandwidth and destination resolution**

- In a Video on Demand (VOD) service, a tablet with a slow connection would receive a low resolution or quality content version.

When receiving a broadcasted signal, each receiver could easily use the image part corresponding to its viewing capability.

- In a broadcast service, a user would receive the news on his tablet while his neighbor receives the same signal in full resolution on his HD TV or 4KTV set.

Robust Transmission

JPEG 2000 **intrinsic robustness prevents having dramatic visual impact when some packets are missing or corrupted.**

Furthermore, its intra-frame nature also gives JPEG 2000 another advantage to long-GOP formats: it limits the impact of the missing or corrupt packet to a single frame.



**EMBEDDED ERROR OF 16 BYTES SET TO ZERO ON A JPEG 2000 IMAGE:
THE RESULT IS A HALF IMAGE CORRUPTED WITH SOFT HIGH FREQUENCIES**



**EMBEDDED ERROR OF 16 BYTES SET TO ZERO ON A JPEG IMAGE:
THE RESULT IS A HALF IMAGE WITH A DRAMATIC LOSS IN COLOR QUALITY**


Easy Post Production

Easy-Proxy

- Resolution scalability facilitates post-production data flow.
- From a single file depository **the editors can easily extract a proxy** for editing and color correction and use the full resolution image version for the rendering chain.

Easy Editing

- Intra-frame coding enables editors to easily access each frame** without needing to decode entire groups of frames as in the case of long-GOP compression formats.



Region of Interest (ROI)

JPEG 2000 is also able **to prioritize a user defined area of the image**, to which it will provide the full quality layer.

The Region of Interest can be applied in the encoding or in the decoding process. **It can significantly ease the effectiveness of Pan & Scan or Cropping applications.**

An aerial photograph of a dense crowd of people. A large, irregular area in the center is outlined with a dashed pink line and labeled 'FULL QUALITY AREA'. The surrounding areas are labeled 'LOW QUALITY AREA'. A large pink arrow points from the text box on the left towards the 'FULL QUALITY AREA'.

FULL QUALITY AREA

Low Latency

The intra-frame nature of JPEG2000 allows every frame to be encoded independently. Combined with the scalability by position, it allows **latency of less than 1 frame for the full encoding-decoding process.**


In comparison, inter-frame encoding formats (e.g. MPEG2, MPEG4, H264) need to work with Groups of Pictures (GOP) that require a longer processing time.

Low latency is a critical consideration in many applications - including live broadcast, **and even more so in the image compression for medical remote operation.**



Constant Quality through Multiple Generations

JPEG 2000 does not introduce image corruption other than that directly related to the compression process.



ORIGINAL UNCOMPRESSED IMAGE

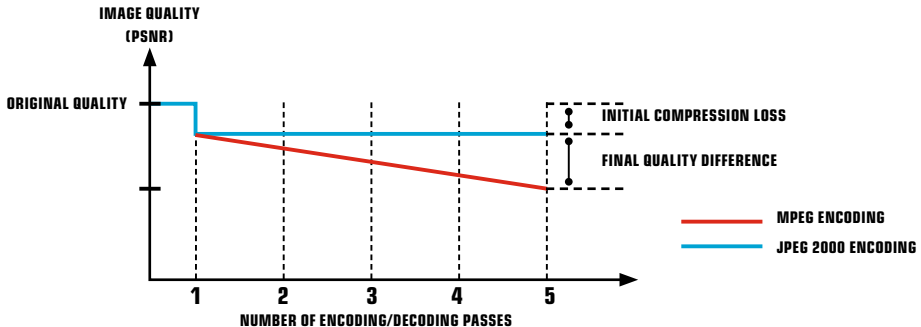


IMAGE AFTER 100 SUCCESSIVE JPEG 2000 ENCODING-DECODING PASSES

Successive encoding-decoding passes are usually required throughout the Broadcast and Digital Cinema post-production processing chain.

Using JPEG 2000 the image quality is preserved throughout the production process. Furthermore, the wavelet based JPEG 2000 compression does not interfere with the final, usually DCT based, broadcast format.

On the other hand, the MPEG compression-decompression process introduces additional degradation at each step, creating a cumulative deterioration of the image.



Encoding - Decoding Processing Power

JPEG 2000 is a symmetrical compression technology requiring approximately the same processing power to encode or to decode at any compression quality.

JPEG 2000 is thus ideal for Acquisition, Storage, Contribution and Archiving applications where there are as many encoders as decoders.

MPEG is an asymmetrical compression technology; its highly complex encoding and simpler decoding processes are better suited to e.g. DVD duplication or Broadcast Distribution applications where many more decoders than encoders are used.

State-of-the-art JPEG 2000 codecs run on a single FPGA to provide a more cost-effective solution.

Open Standard

The JPEG 2000 standard supports every resolution, color depth, number of components and frame rate.

It is the image compression format most ready to address future applications.

In spatial imaging for instance JPEG 2000 could address images with resolution of 10.000 by 5.000 pixels and 4 color components (3 for visual color primaries plus one for thermal capture).

Codec's Comparison Chart

	Compression Efficiency	Inter-Frame Coding	Intra-Frame Coding	Lossless Compression	Error Resilience	Scalability	Graceful Degradation	Region of Interest	Low Latency	Multigeneration Robustness	Encoder Simplicity	Decoder Simplicity	Main Applications
JPEG			✓								✓	✓	Still Picture
MPEG2	✓	✓											DVD, DVB
MPEG4-AVC/H264	✓	✓				✓							DVD, DVB, IPTV
MPEG4-AVC-intra	✓	✓	✓			✓							Production
HEVC/H265	✓	✓				✓							DVD, DVB, IPTV
JPEG 2000			✓	✓	✓	✓	✓	✓	✓	✓			Digit. Cin., Archiving

LEGEND:



POOR OR NONE



MEDIUM



HIGH

JPEG 2000 Profiles by Application

High Quality Broadcast Contribution	18
Live Broadcast Streaming	19
Digital Cinema Distribution	20
Audiovisual Archiving	21

High Quality Broadcast Contribution

It is essential to maintain image quality when transferring content files between Broadcasters or Post Production facilities.

PREFERRED SCALABILITY	RESOLUTION	COMPONENT	COLOR SUBSAMPLING	BIT DEPTH	QUALITY	CODE STREAM BIT RATE
		Mono		8	Math Lossless	>1Gps
Quality	HD	YUV	4:2:2	10	Near Lossless	Max 1Gps
Resolution	2K	XYZ	4:4:4	12	Visually Lossless	< 250 Mbps
Position	4K	RGB		16	Lossy	<100 Mbps
Component	2K+	RGBA				
	4K+					
	8K					





Live Broadcast Streaming

Live streaming requires very low latency and bit-rates in order to transmit video content in real time.

PREFERRED SCALABILITY	RESOLUTION	COMPONENT	COLOR SUBSAMPLING	BIT DEPTH	QUALITY	CODE STREAM BIT RATE
					Math Lossless Near Lossless Visually Lossless	>1Gps Max 1Gps < 250 Mbps
Quality	HD	YUV	4:2:2	10	Lossy	<100 Mbps
Resolution	2K	XYZ	4:4:4	12		
Position	4K	RGB		16		
Component	2K+	RGBA				
	4K+					
	8K					

B



Digital Cinema Distribution

Working at 4:4:4, 12 bits and at 4K resolution enables Digital Cinema Distribution to respect the pristine image quality demanded by movie Directors.

PREFERRED SCALABILITY	RESOLUTION	COMPONENT	COLOR SUBSAMPLING	BIT DEPTH	QUALITY	CODE STREAM BIT RATE
Quality						
Resolution		Mono		8	Math Lossless	>1Gps
Position	HD	YUV	4:2:2	10	Near Lossless	Max 1Gps
Component	2K	XYZ	4:4:4	12	Visually Lossless	< 250 Mbps
	4K	RGB		16	Lossy	<100 Mbps
	2K+	RGBA				
	4K+					
	8K					





Audiovisual Archiving

Using mathematically Lossless compression in Archiving guarantees that the highest image quality is maintained and allows the prioritization of resolution scalability for easy file navigation and archive valorization.

PREFERRED SCALABILITY	RESOLUTION	COMPONENT	COLOR SUBSAMPLING	BIT DEPTH	QUALITY	CODE STREAM BIT RATE
		Mono		8		
Quality	HD	YUV	4:2:2	10		
Resolution	2K	XYZ	4:4:4	12	Math Lossless	>1Gps
Position	4K	RGB		16	Near Lossless	Max 1Gps
Component	2K+	RGBA			Visually Lossless	< 250 Mbps
	4K+				Lossy	<100 Mbps
	8K					

B

How JPEG 2000 Works

JPEG 2000 Overview	23
Pre-processing	23
The Discrete Wavelet Transform	24
Compression of the Wavelet Coefficients	27
The Entropy Coding Unit	27
Rate Control	28
Data Ordering	28
Codestream Syntax	29



JPEG 2000 Overview



Pre-processing

The image is optionally partitioned into rectangular non overlapping blocks called tiles. Each tile is

treated independently and can be assigned its own compression parameters.



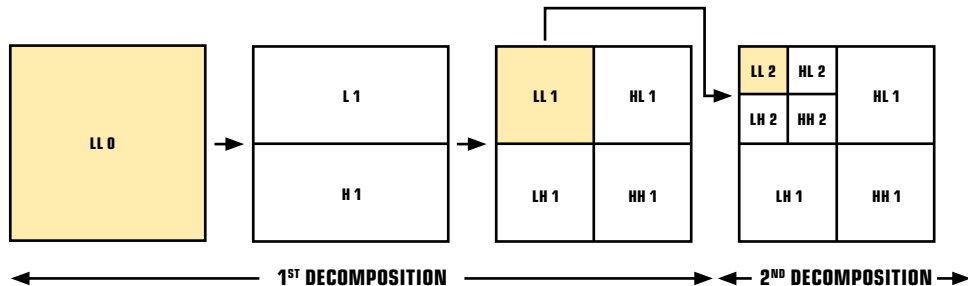
The pre-processing block deals also with color conversion

- ICT (Irreversible Color Transform)
- RCT (Reversible Color Transform)

The Discrete Wavelet Transform

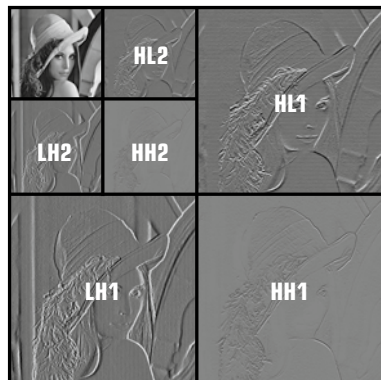

During the Wavelet Transform, image components are passed recursively through low pass and high pass Wavelet filters.

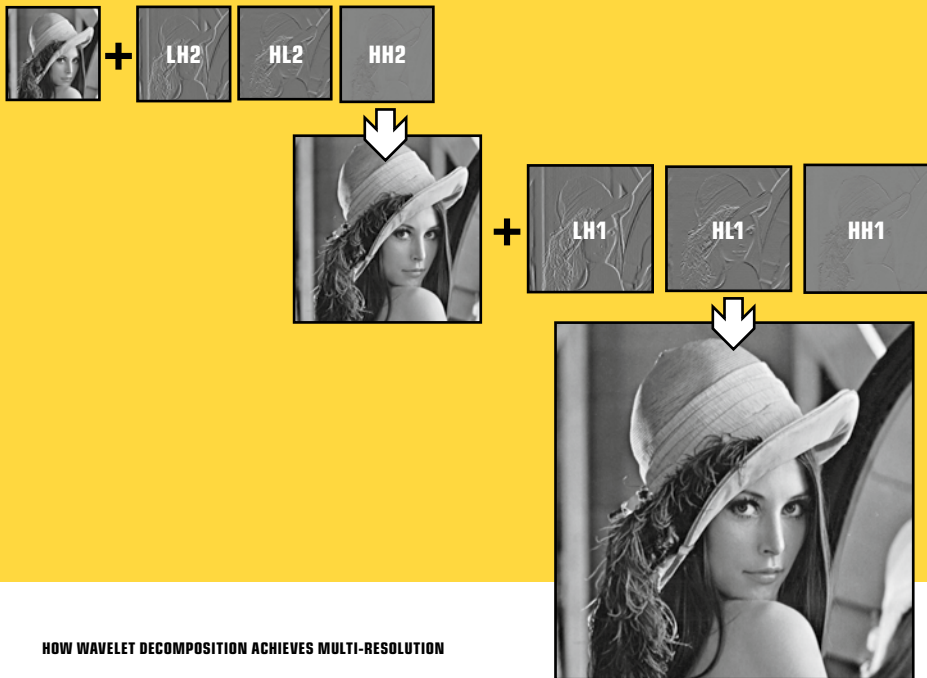
This enables an intra-component decorrelation that concentrates the image information in a small and very localized area. It enables the multi-resolution image representation.



Result: 4 subbands with the upper left one containing all low frequencies.

... Successive decompositions are applied on the low frequencies.



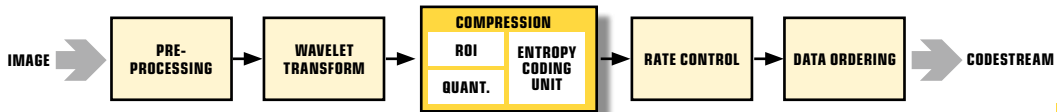


HOW WAVELET DECOMPOSITION ACHIEVES MULTI-RESOLUTION

Compression of the Wavelet Coefficients

By itself the Wavelet Transform does not compress image data; **it restructures the image information so that it is easier to compress.**

Once the Discrete Wavelet Transform (DWT) has been applied, the output is quantized. The quantized data is then encoded in the Entropy Coding Unit (ECU).



The Entropy Coding Unit

The Entropy Coding Unit is composed of a Coefficient Bit Modeler and the Arithmetic Coder itself.

The Arithmetic Coder removes the redundancy in the encoding of the data. It assigns short code-words to

the more probable events and longer code-words to the less probable ones.

The Bit Modeler estimates the probability of each possible event at each point in the coding stream.



Rate Control

Given a targeted bit-rate, the Rate-Control module adjusts the coding precision of each pixel (actually small groups of pixels: the code-blocks)



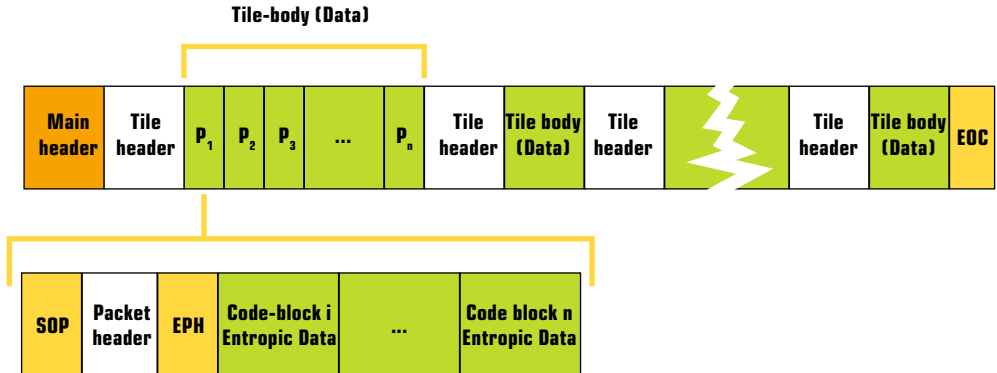
Data Ordering

The data ordering module embeds all groups of pixels in a succession of Packets. These Packets, along with additional headers, form the final JPEG 2000 code-stream.

In the last 'data ordering' block the preferred scalability (or progression order) is selected.



Codestream Syntax



Code block inclusion
 Zero bit plane information
 Number of coding passes
 Data length



JPEG 2000 Implementation

Implementation

According to the application need JPEG 2000 will be implemented in software or hardware.

Software processing is generally used when working with still or low resolution pictures.

Hardware processing is used where image size, image quality, or the number of images to process per second requires higher performance.

Hardware solutions, including ASIC and FPGA, offer convenient processing platforms.

ASICs (Application Specific Integrated Circuits) are usually used in large volume applications such as video surveillance.

FPGAs (Field Programmable Gate Arrays) combine the flexibility of software processing with the power of the ASIC hardware implementation and are an ideal solution for lower volume applications.





The intoPIX Implementation

intoPIX provides the most flexible and powerful range of JPEG 2000 implementations available.

intoPIX efficient image processing allows implementation on a single FPGA.

intoPIX technology addresses Digital Cinema, Broadcast, Archiving, Space, Defense, and Medical markets.

Since 2004 **intoPIX** founders have been the editors of the reference open source code - OpenJPEG:
www.openjpeg.org



www.intopix.com

References

- **ISO, JPEG 2000 International Standard**
- **D. Taubman and M. Marcellin:**
JPEG 2000: Image compression fundamentals, standards and practice, Boston, Kluwer Academic Publishers. November 2001.
- **D. Taubman:**
High performance scalable image processing with EBCOT. IEEE Trans. on Image processing. July 2000.
- **M. Rabbani:**
An overview of the JPEG 2000 still image compression standard, Signal processing: Image communication. 2002.
- **Special issue on JPEG 2000, Signal Processing: Image Communication.** Elsevier, Volume 17, Issue 1, January 2002.
- **Illustrations from pages 6 and 14:**
Elephants Dream, the open source animation movie. <http://www.elephantsdream.org>
- **Illustrations from pages 4, 8 and 10:**
DCI's Standard Evaluation Material (StEM): <http://www.dcimovies.com>
- **Illustrations from pages 7, 9, 12, 25 and 26**
have been created using the "Lenna" test image: <http://en.wikipedia.org/wiki/Lenna>

Glossary

■ **Intra-Frame formats:**

Coding formats that encode each frame independently without taking into account previous or next frames in the sequence e.g. JPEG, JPEG 2000, MPEG-4-AVC intra, etc.

■ **Inter-Frame formats:**

Coding formats that exploit the temporal redundancy of a sequence by using information appearing in adjacent frames e.g. MPEG2, MPEG4, MPEG-4-AVC, etc.

■ **GOP:**

Stands for "Group Of Pictures" i.e. the number of pictures that an Inter-Frame format needs to perform the coding.

■ **FPGA:**

Stands for "Field-Programmable Gate Array"; a semiconductor device containing reprogrammable logic blocks.

■ **ASIC:**

Stands for "Application-Specific Integrated Circuit". It is an integrated circuit customized for a particular use, rather than intended for a general-purpose use.

Useful Links

- Single chip JPEG 2000 codecs: www.intopix.com
- Joint Photographic Experts Group: www.jpeg.org
- JPEG 2000 on Wikipedia:
http://en.wikipedia.org/wiki/JPEG_2000
- The open source JPEG 2000 codec:
www.openjpeg.org
- Official DCI web site: www.dcimovies.com



Place de l'Université 16
1348 Louvain-la-Neuve - Belgium
Tel. +32 (10) 23 84 70
info@intopix.com

www.intopix.com

Take **IMAGING**
to the **NEXT LEVEL**

Copyright © 2012 intoPIX.

All rights reserved. Information in this publication supersedes that in all previously published material.

Specifications and price change privileges reserved. intoPIX is a registered trademark of intoPIX, s.a..

All other trade names referenced are the service marks, trademarks or registered trademarks of their respective companies.